

Instructions for Use

FERRIPROX® (Feh' ri prox) (deferiprone) oral solution

Read this Instructions for Use before taking FERRIPROX oral solution and each time you get a refill. There may be new information. This information does not take the place of talking to your healthcare provider about your medical condition or your treatment. Your healthcare provider will tell you how much FERRIPROX oral solution to take.

IMPORTANT:

- Store FERRIPROX oral solution at room temperature between 20°C to 25°C (68°F to 77°F).
- Store in the original bottle and carton to protect from light.
- After first opening, use a bottle of FERRIPROX oral solution within 35 days. After 35 days, throw away the bottle and any unused medicine that is still in the bottle.

Keep FERRIPROX oral solution and all medicines out of the reach of children.

Supplies needed to prepare and take a dose of FERRIPROX oral solution **(See Figure A)**:

- 1 bottle of FERRIPROX oral solution
- 1 measuring cup (supplied with each bottle of FERRIPROX oral solution)

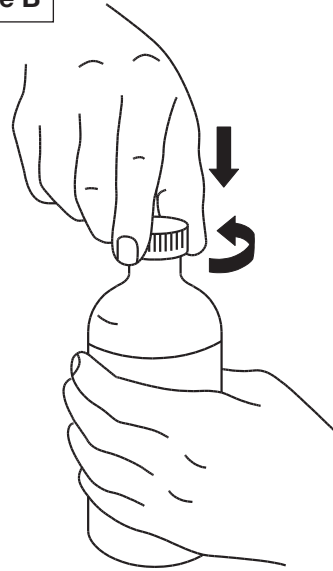
Figure A



If you do not receive a measuring cup with your FERRIPROX oral solution, ask your pharmacist. Only use the measuring cup that comes with FERRIPROX oral solution to make sure that you measure the right amount of medicine.

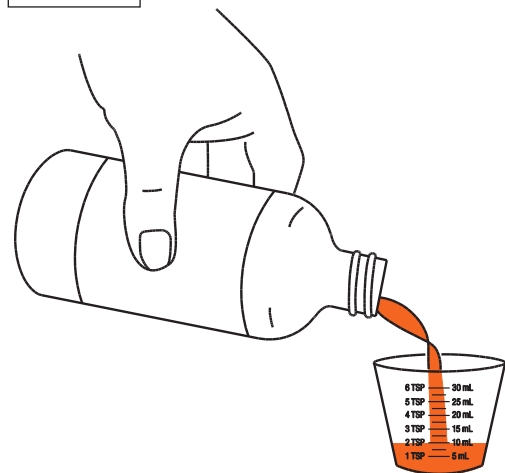
Step 1: To open the bottle of FERRIPROX oral solution, remove the outer plastic wrapper from the child-resistant cap. Push down on the child-resistant cap and turn the cap in the direction of the arrow (See Figure B).

Figure B



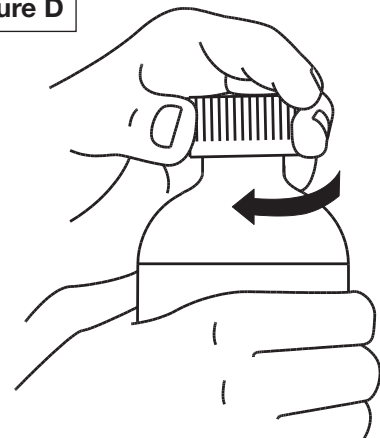
Step 2: Pour the amount of FERRIPROX oral solution that your healthcare provider tells you to take into the measuring cup provided (See Figure C).
1 teaspoonful (TSP) = 5 milliliters (mL)

Figure C



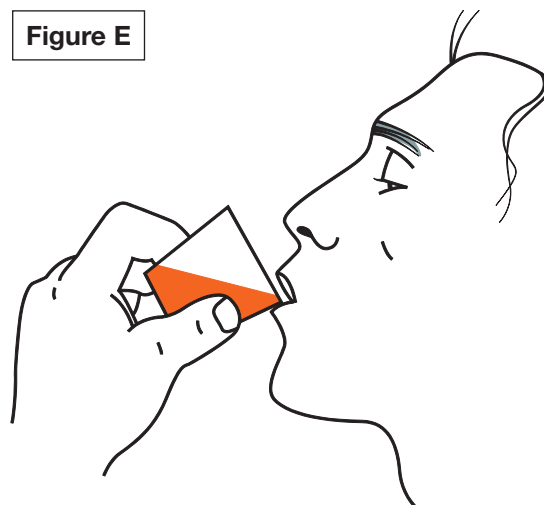
Step 3: Put the child-resistant cap back on the FERRIPROX oral solution bottle and turn it in the direction of the arrow. (See Figure D)

Figure D



Step 4: Swallow the measured amount of FERRIPROX oral solution (See Figure E).

Figure E



Step 5: Add about 10-15 mL of water to the measuring cup (See Figure F). Gently swirl the measuring cup to mix the water and any FERRIPROX oral solution left in the cup (See Figure G). Drink all the mixture in the measuring cup (See Figure H).

Figure F




Figure G

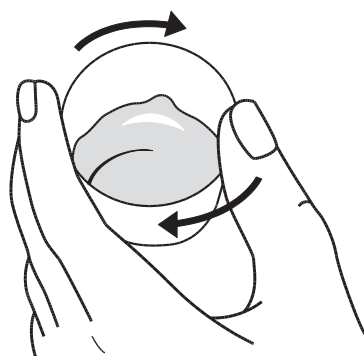
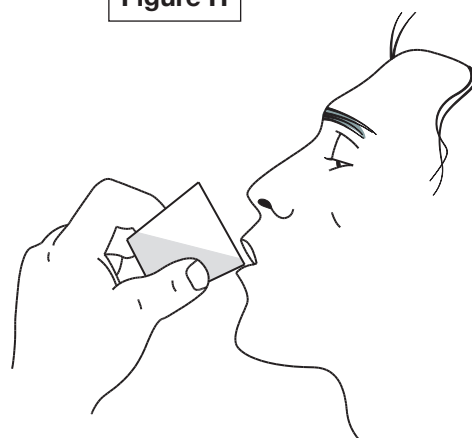


Figure H



Step 6: Hand-wash the measuring cup with water.

Step 7: Keep the measuring cup with the bottle of FERRIPROX oral solution.

This Instructions for Use has been approved by the U.S. Food and Drug Administration.

Distributed by:

ApoPharma USA, Inc., Weston, FL, United States of America, 33326.

Manufactured by:

Apotex Inc., Toronto, Ontario, Canada, M9L 1T9.

Issued 05/2017.

FERRIPROX® is a registered trademark of Apotex Technologies Inc.
ApoPharma USA™ is a trademark of Apotex Technologies Inc.
FERR-0524-2017-US November 2017

ApoPharma
USA